

HOW TO USE



COPRA
iPhone App

1. Download the free COPRA for iPhone app from the appstore:
AppStore.com/copra4foriphone



2. Enter your login details (send a message to support@copra.de if you haven't received yours)



HOW TO USE

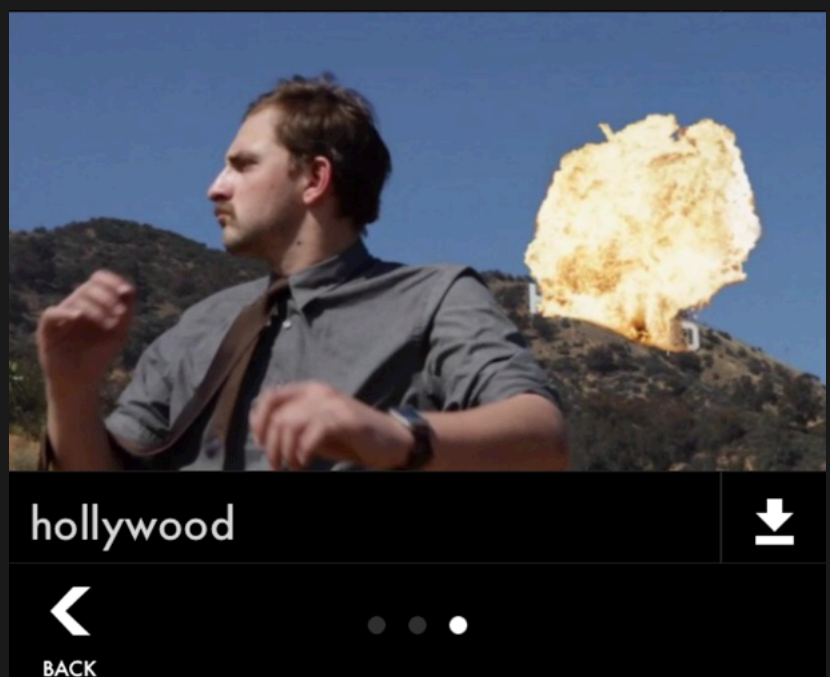


COPRA
iPhone App

3. Choose a project



4. Access different tasks by swiping left or right




HOW TO USE

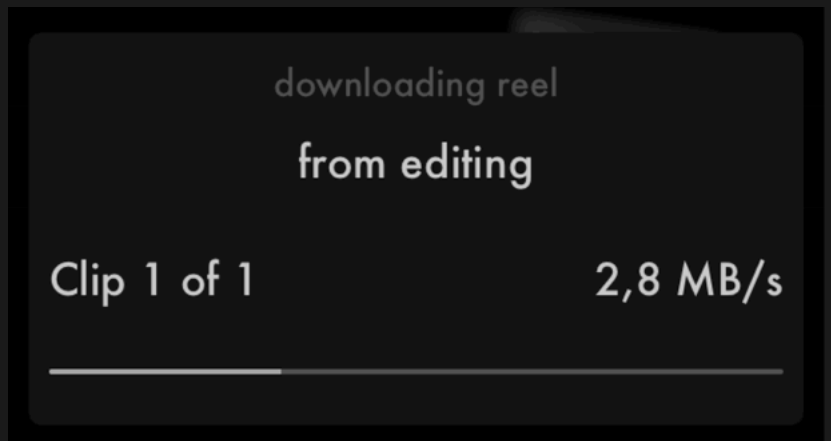


COPRA
iPhone App

5. Tap on a shooting day to access the footage



6. Tap on the  button to download complete shooting days (reels)



HOW TO USE



COPRA
iPhone App

7. COPRA uses gestures for fast & easy navigation:

Tap center screen

pause / play

Swipe left or right

previous- or next clip

Swipe down on screen


show user interface

Tap thumbnail in timeline

play that clip

Tap left- or right screen

frame by frame navigation



HOW TO USE



COPRA
iPhone App

8. A complete overview of all the gestures can be found here:

MENU (lower right), then tap **HELP**

